

## Directions to chalet Le Gite from Geneva airport

If hiring a car from Geneva airport always ask for a car from the Swiss side of the airport. There are two sets of tolls before Les Gets one costing €1.80 and the other €1.60 at the time of writing (2005).



Turn left as you pass under the bridge still following signs for Geneva centre and France



After passing through the next set of traffic lights turn immediate right onto a slip road



At the bottom of the slip road keep to the left lane direction France



You will pass through a few tunnels, keep following the green signs for France



You will pass through the French border on the other side  
follow signs for the A40 to Chamonix and Mt Blanc



Keep on the A40 following signs for Chamonix and Mt Blanc



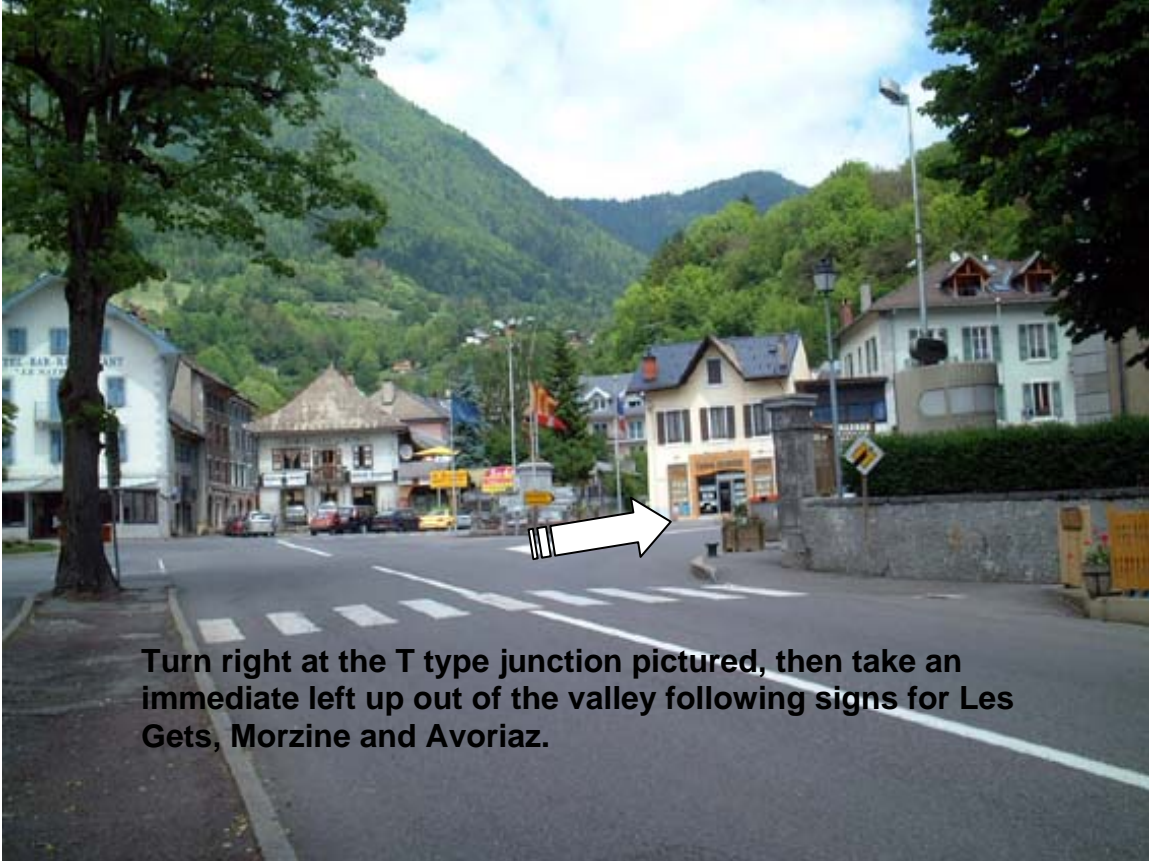
**Exit at junction 18 following signs for Les Gets, Morzine and Avoriaz (they are all on the same road)**



**At the first roundabout after the toll turn left following signs for Les Gets, Morzine and Avoriaz.**



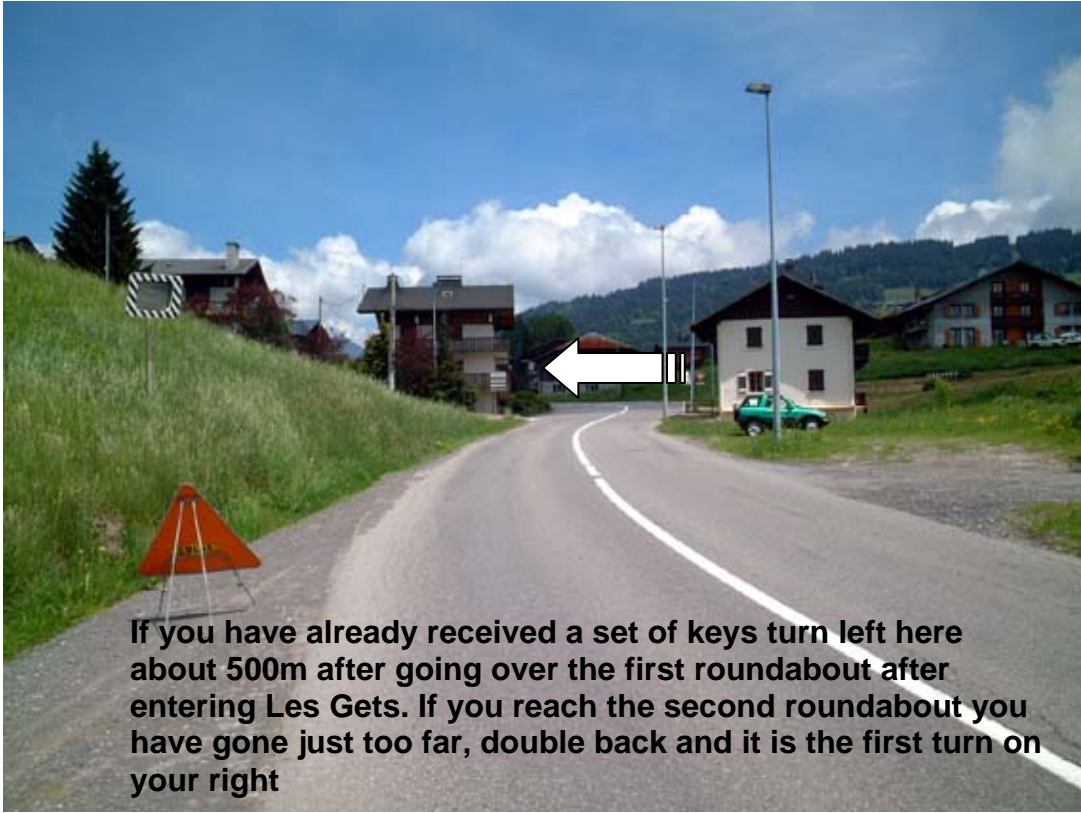
Follow signs for Les Gets, Morzine and Avoriaz all the way through Cluses.  
On the far side of Cluses you will turn left at a roundabout and head up the mountain.  
Keep following the road and you will drop down into the town of Taninges. Keep following the road through Taninges.



**Turn right at the T type junction pictured, then take an immediate left up out of the valley following signs for Les Gets, Morzine and Avoriaz.**



**Keep on the windy road into Les Gets. Follow the road right at this junction marked Les Gets, Morzine and Avoriaz**



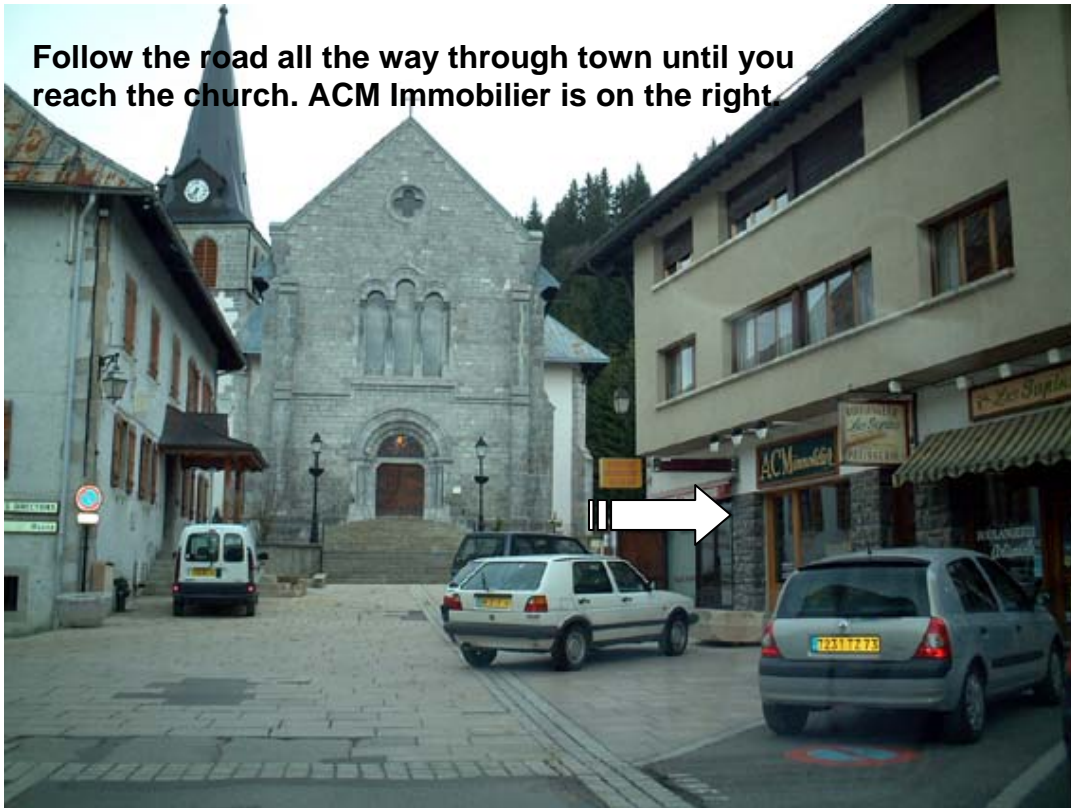
**Keep on this road for 200m then turn right following signs for La Turche**



**Take an immediate left turn onto a one-way street; continue along this road passing the tourist office on the right**



Follow the road all the way through town until you reach the church. ACM Immobilier is on the right.



If you are arriving out of hours you will have been given a code for the digi box containing the Chalet keys.




**Follow the one way road and turn left at the T-junction**



**Go straight over the roundabout**



**At the next roundabout take the second exit signposted Taninges and Cluses**



**Take the next right turn after the roundabout**



**Follow the road up the hill past the dumpsters and bottle bank**



**There is a set of garages on the right, the garage for chalet Le Gite is the last one and either park in front of or in the garage.**



**The entrance to the Chalet is 20m further up the hill and up some wooden steps.**

**Chalet Le Gite**

